



# COLORADO CHRISTIAN UNIVERSITY

## School of Music

### **Guidelines for Video Audition - VOCALISTS**

Please note: A live audition is always preferable. When that is not possible a video audition may be submitted. Be sure to follow these guidelines carefully.


1. Be sure to submit a high quality video (DVD or YouTube are acceptable). If using accompaniment, be sure to place the video camera (or microphone, if using a separate mic) closer to you than to the piano accompaniment.
2. Complete online audition form and include completed teacher evaluation form (see #7 and #8).
3. On video be sure to state your name and what degree/program you are auditioning for.
4. Include a "warm-up" exercise of your voice, and indicate your vocal range on the enclosed form. State what voice part you are currently singing in choir or ensemble.
5. Perform two prepared selections in contrasting styles, e.g., two classical solo works of different styles, one classical and one popular selection, or one classical and one jazz, etc. At least one classical piece is preferable. If you are doing a longer piece, please limit performance time to five minutes or less per selection.

[MUSIC TEACHERS – Please do not coach your student on the following portions of their audition.]

6. Sight reading
  - With the camera running, have your music teacher give you the sight-singing and rhythm reading examples.
  - Sight-read the enclosed example using your choice of solfege, numbers, or la-la-la. You may make two attempts.
  - Have your teacher evaluate your performance on the enclosed evaluation form.
7. Aural skills
  - With the camera running, have your teacher play the tonal memory examples two times each before you attempt to sing them back.
  - Sing the examples back using "la."
  - Have your teacher evaluate your performance on the enclosed evaluation form.
8. Keyboard Skills (For music majors and minors only)
  - With the camera running, answer the questions your teacher asks.
  - Sight-read the keyboard melody line.
  - Have your teacher evaluate your performance on the enclosed evaluation form.


**Vocal Range and Agility:**

Please indicate vocal range below:



**Sight Singing and Rhythm Reading:**


Sight Singing:



Teacher rating: weak 1 2 3 4 5 strong

Rhythm Reading:

Clap the following rhythm.



Teacher rating: weak 1 2 3 4 5 strong

**Aural Skills** (Play one example at a time and have student sing back):



Teacher rating: weak 1 2 3 4 5 strong

**Keyboard Skills:**

Evaluator ask:

- What key is it in?
- What is the starting note?
- What are the sharps?
- What beat does it start on?



Teacher rating: weak 1 2 3 4 5 strong